

**PHILIPS**

Xitanium

LED driver



## Datasheet

# Xitanium LED drivers - Spot- and downlight

Xitanium 34W 0.9/1.05A 32V | 230V

### Affordable and reliable LED Drivers

Affordable LED Driver range offering Philips reliability. The Xitanium range is compatible with COB and mid-power LEDs from any LED manufacturer.

### Benefits

- Driver design based on Philips experience and knowledge of conventional fluorescent and HID technologies
- Various power wattage Drivers that are related to the lumen packages/applications
- Fixed output Drivers
- Independent-version housing design for stand-alone installations

### Features

- Small, compact dimensions
- Specific, optimized output current and voltage
- 50,000 hours lifetime
- Fast Time to Market
- Low ripple, low THD

### Applications

- Public buildings (airports, cinemas, theaters, exhibition halls)
- Retail (supermarkets, shops)
- Office

## Electrical input data

Specification item	Value	Unit	Condition
Nominal input voltage	220...240	V <sub>ac</sub>	
Nominal input frequency	50...60	Hz	
Nominal input current	0.205/0.238	A	@230Vac @ full load
Input voltage	230	V <sub>ac</sub>	full load
Nominal input power	43.8/51.2	W	@230Vac @ full load
Power factor	≥ 0.9		
Total harmonic distortion	≤ 10	%	@230Vac @ full load
Efficiency	85	%	@230Vac @ full load
Input voltage AC	202...254	V <sub>ac</sub>	Performance range
Input frequency AC	47.5...63	Hz	Maximum permissible range

## Electrical output data

Specification item	Value	Unit	Condition
Regulation method	Constant Current		
Output voltage	24...32	V <sub>dc</sub>	
Output voltage max.	60	V	Peak voltage at open load
Output current	0.9/1.05	A	Full output current setting
Output current tolerance	± 8	%	
Output current ripple LF	≤ 4	%	Ripple = peak / average
Output current ripple HF	≤ 15	%	
Output power	22.6...28.8/25.2...33.6	W	Full load

## Electrical data controls input

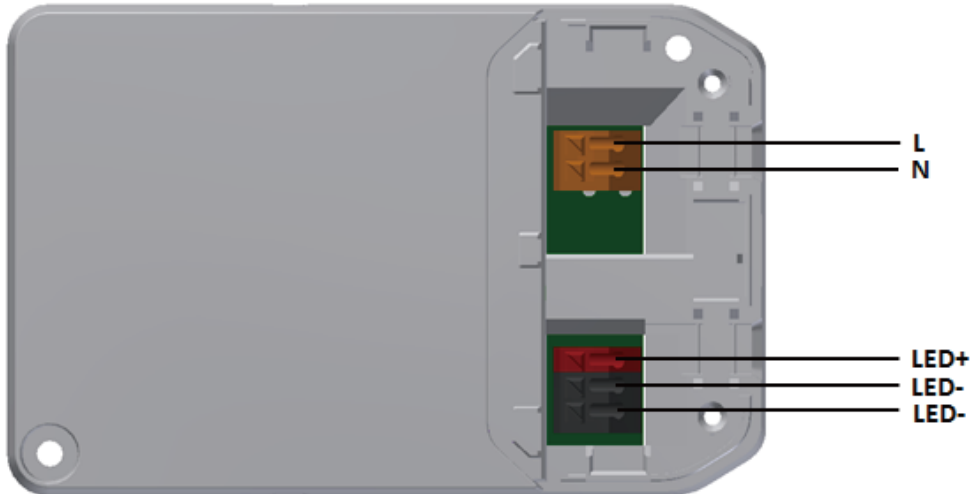
Specification item	Value	Unit	Condition
Control method	Fixed		

## Logistical data

Specification item	Value
Product name	Xitanium 34W 0.9/1.05A 32V I 230V
Order code	
Logistic code 12NC	9290 014 12980
EAN3	
Pieces per box	32

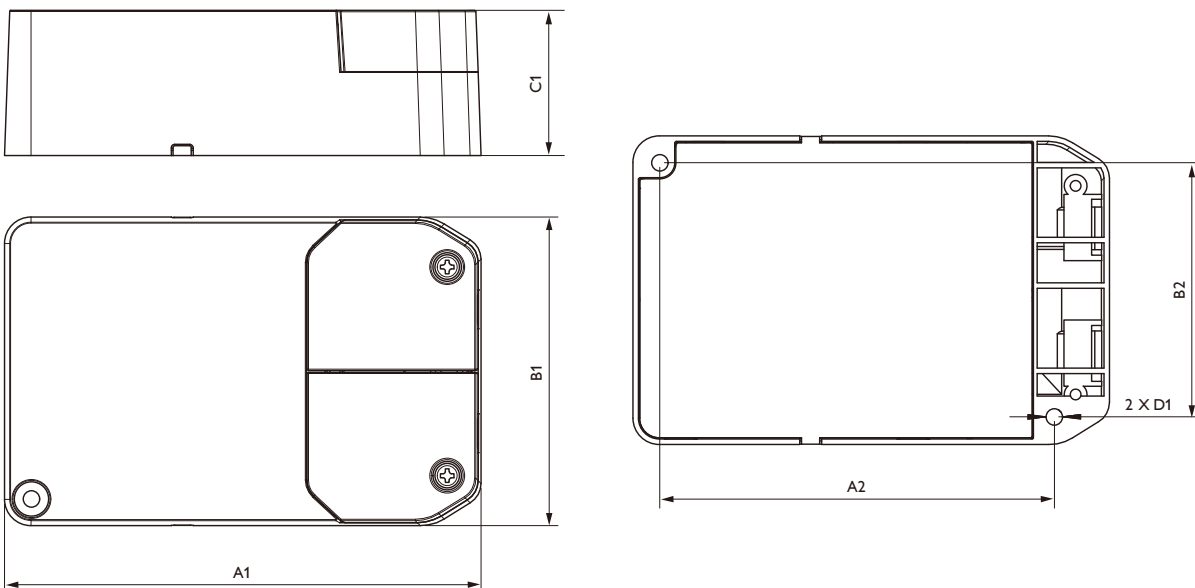
## Wiring & Connections

Specification item	Value	Unit	Condition
Input wire cross-section	0.2...1.5	mm <sup>2</sup>	WAGO250 (3.5 mm), solid wire
	16...24	AWG	WAGO250 (3.5 mm), solid wire
Input wire strip length	8.5...9.5	mm	
Output wire cross-section	0.2...1.5	mm <sup>2</sup>	WAGO250 (3.5 mm), solid wire
	16...24	AWG	WAGO250 (3.5 mm), solid wire
Output wire strip length	8.5...9.5	mm	
Maximum cable length	600	mm	Total length of wiring including LED module, one way



## Dimensions and weight

Specification item	Value	Unit	Condition
Length (A1)	105	mm	
Width (B1)	68	mm	
Height (C1)	32	mm	
Fixing hole diameter (D1)	3.6	mm	
Fixing hole distance (A2)	87	mm	
Weight	275	gram	



## Operational temperatures and humidity

Specification item	Value	Unit	Condition
Ambient temperature	0...+50	°C	
T <sub>case-max</sub>	80	°C	Maximum temperature measured at T <sub>c</sub> -point
T <sub>case-life</sub>	70	°C	Measured at T <sub>c</sub> -point
Maximum housing temperature	130	°C	In case of a failure
Relative humidity	10...90	%	Non-condensing

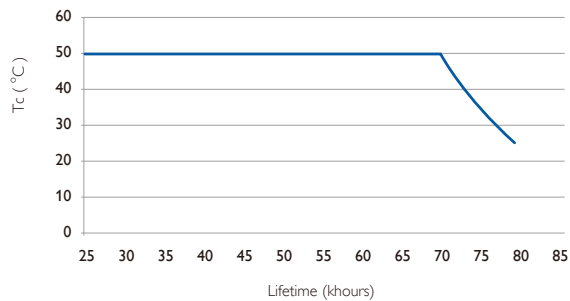
## Storage temperature and humidity

Specification item	Value	Unit	Condition
Ambient temperature	-25...+85	°C	
Relative humidity	5...95	%	Non-condensing

## Lifetime

Specification item	Value	Unit	Condition
Driver lifetime	50,000	hours	Measured temperature at T <sub>c</sub> -point is T <sub>case-life</sub> . Maximum failures = 10%
Driver lifetime	30,000	hours	Measured temperature at T <sub>c</sub> -point is T <sub>case-max</sub> .

## Lifetime vs T<sub>c</sub>



## Programmable features

Specification item	Value	Remark	Condition
Set output current (AOC)	No	See Design-in guide. Default output current: ≤ 0.9/1.05A	
LED module temperature derating (MTP)	No		
Constant Lumen Over Lifetime (CLO)	No		
DC emergency dimming (DCemDIM)	No		Current output decreased to 15%
Corridor mode	No		
Energy metering	No		
Diagnostics	No		

## Features

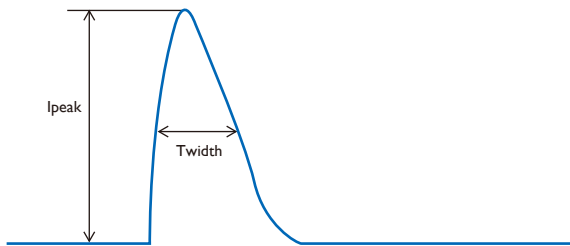
Specification item	Value	Remark	Condition
Open load protection	Yes		
Short circuit protection	Yes		Automatic recovering
Over power protection	Yes		Automatic recovering
Hot wiring	No		
Suitable for fixtures with protection class	II		

## Certificates and standards

Specification item	Value
Approval marks	CCC / CE / ENEC / RCM / TIS
Ingress Protection classification	20

## Inrush current

Specification item	Value	Unit	Condition
Inrush current $I_{peak}$	17	A	Input voltage 230V
Inrush current $T_{width}$	250	$\mu s$	Input voltage 230V, measured at 50% $I_{peak}$
Drivers / MCB 16A type B	$\leq 28$	pcs	



MCB	Rating	Relative number of LED drivers
B	10A	63%
B	13A	81%
B	16A	100% (stated in datasheet)
B	20A	125%
B	25A	156%
C	10A	104%
C	13A	135%
C	16A	170%
C	20A	208%
C	25A	260%

## Driver touch current

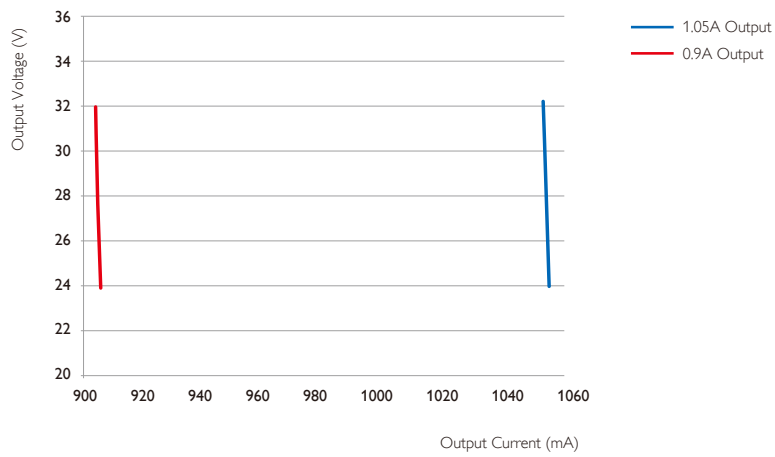
Specification item	Value	Unit	Condition
Typical touch current	0.7	mA peak	Acc. IEC61347-1. LED module contribution not included

## Surge immunity

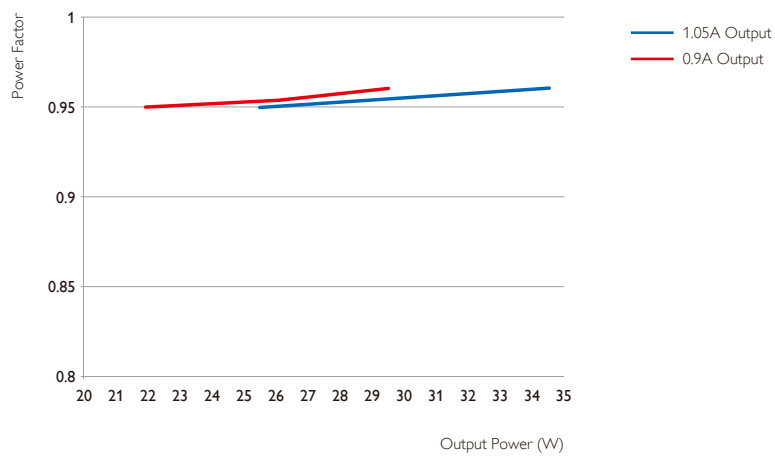
Specification item	Value	Unit	Condition
Mains surge immunity (diff. mode)	1	kV	
Mains surge immunity (comm. mode)	2	kV	

## Graphs

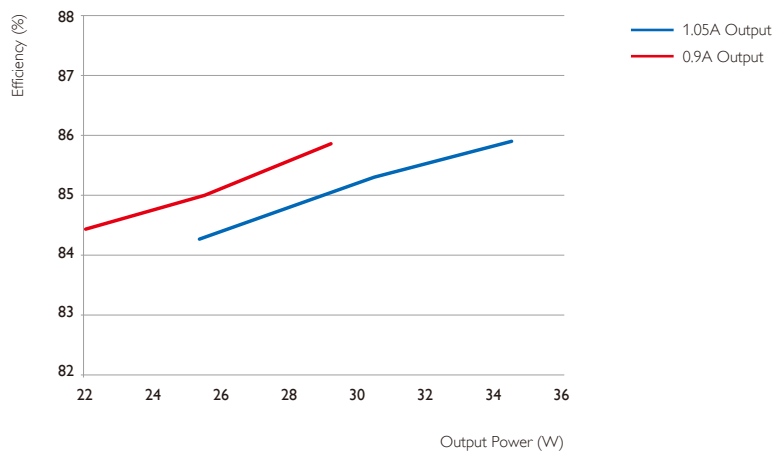
### Operating window



### Power factor versus output power



### Efficiency versus output power





©2016 Koninklijke Philips Electronics N.V.

All rights reserved. Reproduction in whole or in part is prohibited without the prior written consent of the copyright owner. The information presented in this document does not form part of any quotation or contract, is believed to be accurate and reliable and may be changed without notice. No liability will be accepted by the publisher for any consequence of its use. Publication thereof does not convey nor imply any license under patent- or other industrial or intellectual property rights. Data subject to change.

Date of release: February 04, 2016

[www.philips.com/xitanium](http://www.philips.com/xitanium)